

# **TRAVIS COUNTY ESD #3 BOARD MEETING**

## **TABLE OF CONTENTS**

November 28, 2022

<b>1. Agenda</b>	<b>page 1</b>
<b>2. Minutes from October 24, 2022</b>	<b>pages 2 - 3</b>
<b>3. Minutes from November 15, 2022</b>	<b>pages 4 - 5</b>
<b>4. Treasurer's Report</b>	<b>pages 6 - 14</b>
<b>5. Payments over \$2,000</b>	<b>page 15</b>
<b>6. Sales Tax Statistics</b>	<b>pages 16 - 24</b>
<b>7. Chief's Monthly Status Report</b>	<b>pages 25 - 26</b>

NOTICE IS HEREBY GIVEN that the Board of Emergency Services Commissioners of Travis County Emergency Services District No. 3 (TCESD3) will hold a regular and publicized meeting at 7:00 p.m. on Monday, November 28, 2022 in the Community Room of TCESD3 Station 302 located at 4111 Barton Creek Blvd., Austin, Travis County, Texas. The subject of and matters to be considered at said meeting include, among other business, the following:

1. Call to order.
2. Proof of quorum.
3. General visitor communications: Receive comments from visitors.
4. Review and approve the minutes of the October 24, 2022 regular meeting of the District.
5. Review and approve the minutes of the November 15, 2022 SPECIAL MEETING for the District.
6. Review and approval of the Treasurers' monthly report for October 2022.
7. Approve payments over \$2,000 from October 21<sup>st</sup> to November 23, 2022.
8. Review and approve the engagement letter from the District's auditors Maxwell Locke and Ritter.
9. Review and discuss current employee compensation matrix.
10. Reserve the right to go into a closed meeting under Section 551.074 of the Texas Government Code to deliberate employment, duties and evaluate assignment with CFO on personnel matters.
11. Review Sales Tax Statistics
12. Review of Chief's Monthly Status Reports
  1. Significant incident runs;
  2. Statistics;
  3. Special Project Updates
13. Other Business:
  1. Report on any ESDCC activities. Announcement of the next ESDCC meeting dates.
  2. Commissioner Announcements (no action will be taken on any such announcements).
14. Announcement of future meeting dates of the Board of ESD 03 Commissioners.
15. Adjourn.

By: \_\_\_\_\_ Herb Holloway, Business Manager

NOTE: The Board of Emergency Services Commissioners reserves the right to adjourn into Closed Meeting at any time during the course of this meeting to discuss any of the agenda items listed above as authorized by Texas Government Code, Section 551.071 (Consultation with Attorney), 551.072 (Deliberations about Real Property), 551.073 (Deliberations about Gifts and Donations), 551.074 (Personnel Matters), and 551.076 (Deliberations about Security Devices) or other applicable law. Travis County Emergency Services District Number 3 is committed to compliance with the Americans with Disabilities Act. Reasonable modification and equal access to communications will be provided upon request. Please call the District Administrative Office at 288-5534 for information. Hearing impaired or speech disabled persons equipped with telecommunication devices for the deaf may call the statewide Relay Program at 1-800-735-2988 or by dialing '711'. Visitor Communications are regular agenda items at monthly meetings of the Board of Emergency Services Commissioners of Travis County Emergency Services District Number 3. Visitors who wish to speak under Visitor's Communications must sign up before the meeting is called to order. Each person, organization or group wishing to address the Board will be allowed a maximum of three (3) minutes to speak on items on the agenda or other business of the District. Speakers may register in person at the posted location of the meeting, starting 30 minutes prior to the start of the meeting and using the form provided. The speaker will give his/her name, address, organizational affiliation, if any, and indicate the subject he/she intends to address. The Board welcomes citizen comment on any issue, but the Open Meetings Act prohibits any board action on issues not posted on the agenda. The District reserves the right to terminate any presentation by a speaker if it is disruptive of the good conduct of the meeting, or is in violation of law.

The undersigned affirms and states that he posted or caused to be posted a true and correct copy of the foregoing notice at a place convenient to the public at the Travis County ESD3 Administrative Office, 4111 Barton Creek Boulevard, Travis County, Texas, a location within said Travis County Emergency Services District Number 3 at \_\_\_\_\_ .M. on November 22, 2022.

By: \_\_\_\_\_ Herb Holloway, Business Manager

# **Minutes of Travis County Emergency Services District #3**

---

## **October 24, 2022**

Attached to and incorporated into these minutes is a copy of the official agenda for the October 24, 2022 meeting.

Under Agenda Items 1 & 2: Commissioner President Edd New called the Travis County Emergency Services District #3 (TCESD# 3, the District) Board of Commissioners' regular meeting to order at 7:00 p.m. A quorum was established with Commissioners Carroll Knight, David Detwiler and Matt Escobedo in attendance. Fire department personnel present at the meeting included: Chief Wittig, Business Manager Holloway and Firefighters Lyngaas and Stephenson

Under Agenda Item 3: Firefighter Joe Stephenson introduced himself to the Board as a new hire.

Under Agenda Items 4: The Minutes of the September 26th REGULAR meeting were reviewed. Commissioner Detwiler moved to approve. Commissioner Knight seconded the motion, which carried unanimously.

Under Agenda Item 5: The Treasurers Report ending September 2022 was reviewed. Commissioner Knight moved to approve the report. Commissioner Escobedo seconded the motion, which carried unanimously

Under Agenda Item 6: Checks over \$2,000 from September 22<sup>nd</sup> to October 21, 2022 were reviewed. Commissioner Escobedo moved to approve. Commissioner Detwiler seconded the motion, which carried unanimously.

Under Agenda Item 7: The Investment Officers Report was discussed. Commissioner Escobedo moved to approve the report. Commissioner Detwiler seconded the motion, which carried unanimously. Business Manager Holloway informed the Board that he was going to transfer \$3,000,000 from the Wells Fargo Money Market account to the Tex-Pool account.

Under Agenda Item 8: Sales Tax Statistics were reviewed.

Under Agenda Item 9: Chief Wittig presented the Monthly Status Report.

Under Agenda Item 10: It was announced that the ESDCC would hold its next meeting on October 29<sup>th</sup> in Pflugerville.

Under Agenda Item 11: It was announced that the next REGULAR Board meetings of TCESD#3 would be held on November 28<sup>th</sup>, December 19<sup>th</sup> and January 23,2023 at Station 302.

Under Agenda Item 12: Meeting was adjourned at 7:25 p.m.

NOTICE IS HEREBY GIVEN that the Board of Emergency Services Commissioners of Travis County Emergency Services District No. 3 (TCESD3) will hold a regular and publicized meeting at 7:00 p.m. on Monday, October 24, 2022 in the Community Room of TCESD3 Station 302 located at 4111 Barton Creek Blvd., Austin, Travis County, Texas. The subject of and matters to be considered at said meeting include, among other business, the following:

1. Call to order.
2. Proof of quorum.
3. General visitor communications: Receive comments from visitors.
4. Review and approve the minutes of the September 26, 2022 regular meeting of the District.
5. Review and approval of the Treasurers' monthly report for September 2022.
6. Approve payments over \$2,000 from September 22nd to October 21, 2022.
7. Review and approve Investment Officers Report
8. Review Sales Tax Statistics
9. Review of Chief's Monthly Status Reports
  1. Significant incident runs;
  2. Statistics;
  3. Special Project Updates
10. Other Business:
  1. Report on any ESDCC activities. Announcement of the next ESDCC meeting dates.
  2. Commissioner Announcements (no action will be taken on any such announcements).
11. Announcement of future meeting dates of the Board of ESD 03 Commissioners.
12. Adjourn.

By: \_\_\_\_\_ Herb Holloway, Business Manager

NOTE: The Board of Emergency Services Commissioners reserves the right to adjourn into Closed Meeting at any time during the course of this meeting to discuss any of the agenda items listed above as authorized by Texas Government Code, Section 551.071 (Consultation with Attorney), 551.072 (Deliberations about Real Property), 551.073 (Deliberations about Gifts and Donations), 551.074 (Personnel Matters), and 551.076 (Deliberations about Security Devices) or other applicable law. Travis County Emergency Services District Number 3 is committed to compliance with the Americans with Disabilities Act. Reasonable modification and equal access to communications will be provided upon request. Please call the District Administrative Office at 288-5534 for information. Hearing impaired or speech disabled persons equipped with telecommunication devices for the deaf may call the statewide Relay Program at 1-800-735-2988 or by dialing '711'. Visitor Communications are regular agenda items at monthly meetings of the Board of Emergency Services Commissioners of Travis County Emergency Services District Number 3. Visitors who wish to speak under Visitor's Communications must sign up before the meeting is called to order. Each person, organization or group wishing to address the Board will be allowed a maximum of three (3) minutes to speak on items on the agenda or other business of the District. Speakers may register in person at the posted location of the meeting, starting 30 minutes prior to the start of the meeting and using the form provided. The speaker will give his/her name, address, organizational affiliation, if any, and indicate the subject he/she intends to address. The Board welcomes citizen comment on any issue, but the Open Meetings Act prohibits any board action on issues not posted on the agenda. The District reserves the right to terminate any presentation by a speaker if it is disruptive of the good conduct of the meeting, or is in violation of law.

The undersigned affirms and states that he posted or caused to be posted a true and correct copy of the foregoing notice at a place convenient to the public at the Travis County ESD3 Administrative Office, 4111 Barton Creek Boulevard, Travis County, Texas, a location within said Travis County Emergency Services District Number 3 at \_\_\_\_\_ .M. on October 21, 2022.

By: \_\_\_\_\_ Herb Holloway, Business Manager

# **Minutes of Travis County Emergency Services District #3**

---

## **November 15, 2022**

Attached to and incorporated into these minutes is a copy of the official agenda for the November 15, 2022 meeting.

Under Agenda Items 1 & 2: Commissioner President Edd New called the Travis County Emergency Services District #3 (TCESD# 3, the District) Board of Commissioners' SPECIAL MEETING to order at 7:09 p.m. A quorum was established with Commissioners Carroll Knight, David Detwiler and Matt Escobedo in attendance. Commissioner Villanacci arrived at 7:22. Invited guest to the SPECIAL meeting included: Chief Wittig and attorneys Ken Campbell and Mark Anthony Sanchez.

Under Agenda Item 3: The District entered into a Closed Meeting under Section 551.071 of the Texas Government Code at 7:10 P.M.

Under Agenda Items 4 & 5: The Closed Meeting reconvened into Open Session at 9:29 p.m.

Under Agenda Item 6: Commissioner Villanacci motioned to proceed as deliberated, seconded by Commissioner Escobedo, passing unanimously.

NOTICE IS HEREBY GIVEN that the Board of Emergency Services Commissioners of Travis County Emergency Services District No. 3 (TCESD3) will hold a **SPECIAL** meeting at 7:00 p.m. on Tuesday, November 15, 2022 in the Conference Room of TCESD3 Station 302 located at 4111 Barton Creek Blvd., Austin, Travis County, Texas. The subject of and matters to be considered at said meeting are as follows:

1. Call to order.
2. Proof of quorum.
3. Announce a Closed Meeting with Attorney under Section 551.071, Texas Government Code.
4. Closed Meeting and Consultation with Attorney regarding personnel matters vs. Travis County ESD#3 filed with EEOC Charge No. 451-2023-00074 (Sec. 551.071)
5. Resume Special meeting.
6. Adjourn.

By: \_\_\_\_\_ Herb Holloway, Business Manager

NOTE: The Board of Emergency Services Commissioners reserves the right to adjourn into Closed Meeting at any time during the course of this meeting to discuss any of the agenda items listed above as authorized by Texas Government Code, Section 551.071 (Consultation with Attorney), 551.072 (Deliberations about Real Property), 551.073 (Deliberations about Gifts and Donations), 551.074 (Personnel Matters), and 551.076 (Deliberations about Security Devices) or other applicable law. Travis County Emergency Services District Number 3 is committed to compliance with the Americans with Disabilities Act. Reasonable modification and equal access to communications will be provided upon request. Please call the District Administrative Office at 288-5534 for information. Hearing impaired or speech disabled persons equipped with telecommunication devices for the deaf may call the statewide Relay Program at 1-800-735-2988 or by dialing '711'. Visitor Communications are regular agenda items at monthly meetings of the Board of Emergency Services Commissioners of Travis County Emergency Services District Number 3. Visitors who wish to speak under Visitor's Communications must sign up before the meeting is called to order. Each person, organization or group wishing to address the Board will be allowed a maximum of three (3) minutes to speak on items on the agenda or other business of the District. Speakers may register in person at the posted location of the meeting, starting 30 minutes prior to the start of the meeting and using the form provided. The speaker will give his/her name, address, organizational affiliation, if any, and indicate the subject he/she intends to address. The Board welcomes citizen comment on any issue, but the Open Meetings Act prohibits any board action on issues not posted on the agenda. The District reserves the right to terminate any presentation by a speaker if it is disruptive of the good conduct of the meeting, or is in violation of law.

The undersigned affirms and states that he posted or caused to be posted a true and correct copy of the foregoing notice at a place convenient to the public at the Travis County ESD3 Administrative Office, 4111 Barton Creek Boulevard, Travis County, Texas, a location within said Travis County Emergency Services District Number 3 at \_\_\_\_\_ .M. on November 10, 2022

By: \_\_\_\_\_ Herb Holloway, Business Manager

## NOTES TO THE FINANCIAL STATEMENTS

- 1) Balance Sheet - The net cash balances have increased by \$2,727,275 compared to the same time last year. There was a transfer out of the Wells Fargo Money Market account in to the TexPool Investment 001 account in the amount of \$3,000,000. All other items on the balance sheet are accrual items and do not need to be noted.
- 2) Revenue & Expense – October 2022 only. Compares relatively to October 2021 except for Sale Tax collections being \$61,635 (15%) more than last year. Account 493 Reimbursement is from TIFMAS in the amount of \$424,858 for providing COVID vaccination support in El Paso. ----- Account 640 Human Resources is \$201,255 higher than last year and is attributed to there being three (3) payrolls in the current October numbers and there were two (2) payrolls in last year. Account 650 Administration is \$58,420 higher than last year and can be attributed to expenses on the Mackey Field Training area (Painting \$24,000 and Fire Academy Rest area \$34,480).
- 3) Checks over \$2,000 to be noted are as follows:
  - Coldwater Construction \$34,484 – Fire Academy covered rest area.
  - Doggett Freightliner \$16,087 – Both the Quint and the Engine had all of their fuel injectors replaced. Possible bad fuel.

As noted above \$3,000,000 was transferred out of the Wells Fargo Money Market account to the Tex-Pool account for greater rates of return and diversity of the Investment Portfolio.

There was no need to transfer funds for operations from the Money Market account due to the \$424,858 collected from TIFMAS and \$483,617 in Sales Tax collections.

**Travis County ESD#3**  
**Balance Sheet Prev Year Comparison**

As of October 31, 2022

	<b>Oct 31, 22</b>	<b>Oct 31, 21</b>	<b>\$ Change</b>
<b>ASSETS</b>			
<b>Current Assets</b>			
<b>Checking/Savings</b>			
110 - WF ADVISORS - Cash Sweep	343,651.74	335,760.93	7,890.81
100 WF Money Market 8960	2,887,642.33	3,534,872.57	-647,230.24
102 WF Checking Plus 8760	295,498.09	-21,285.19	316,783.28
103 WF RESERVE Savings 7928	795,784.06	793,756.42	2,027.64
104 WF General CDs	1,225,007.00	1,225,007.00	0.00
105 WF RESERVE CDs	735,000.00	735,000.00	0.00
107 WF 2005 & 2013 Bond Debt	25,380.16	12,512.33	12,867.83
108 TexPool Investment 001	5,942,981.73	2,913,769.17	3,029,212.56
109 TexPool RESERVE 002	607,104.34	601,381.72	5,722.62
115 Petty Cash	145.00	145.00	0.00
<b>Total Checking/Savings</b>	<b>12,858,194.45</b>	<b>10,130,919.95</b>	<b>2,727,274.50</b>
<b>Accounts Receivable</b>			
125 Accounts Receivable	61,138.80	88,006.20	-26,867.40
<b>Total Accounts Receivable</b>	<b>61,138.80</b>	<b>88,006.20</b>	<b>-26,867.40</b>
<b>Other Current Assets</b>			
Due from Gen. Fund to Debt Serv	-507.00	-507.00	0.00
123 - Sales Tax Receivable	894,800.20	894,800.20	0.00
1021 Texas Compt. Reserve Acct	9,478.89	8,270.85	1,208.04
120 A/R Property Taxes 1yr +	56,548.40	56,548.40	0.00
121 Allowance for Doubtful A/Cs	-9,157.00	-9,157.00	0.00
131 - Prepaid Expenses	269,535.92	269,535.92	0.00
<b>Total Other Current Assets</b>	<b>1,220,699.41</b>	<b>1,219,491.37</b>	<b>1,208.04</b>
<b>Total Current Assets</b>	<b>14,140,032.66</b>	<b>11,438,417.52</b>	<b>2,701,615.14</b>
<b>Fixed Assets</b>			
Land and Land Improvements	1,350,661.00	1,350,661.00	0.00
Fire Trucks and Vehicles	3,537,736.70	3,537,736.70	0.00
Office and Other Equipment	508,223.79	508,223.79	0.00
Buildings	6,996,920.73	6,996,920.73	0.00
Accumulated Depreciation	-4,428,562.59	-4,428,562.59	0.00
<b>Total Fixed Assets</b>	<b>7,964,979.63</b>	<b>7,964,979.63</b>	<b>0.00</b>
<b>TOTAL ASSETS</b>	<b>22,105,012.29</b>	<b>19,403,397.15</b>	<b>2,701,615.14</b>



Travis County ESD#3  
**Balance Sheet Prev Year Comparison**  
As of October 31, 2022

	<b>Oct 31, 22</b>	<b>Oct 31, 21</b>	<b>\$ Change</b>
<b>LIABILITIES &amp; EQUITY</b>			
<b>Liabilities</b>			
<b>Current Liabilities</b>			
<b>Other Current Liabilities</b>			
Accounts Payable - Audit	29,877.57	29,877.57	0.00
Due to Debt Serv. from Gen. Fun	-507.00	-507.00	0.00
200 Deferred Revenue - Prop Tax	51,889.03	51,889.03	0.00
260 Accrued salaries payable	155,495.00	155,495.00	0.00
<b>Total Other Current Liabilities</b>	<b>236,754.60</b>	<b>236,754.60</b>	<b>0.00</b>
<b>Total Current Liabilities</b>	<b>236,754.60</b>	<b>236,754.60</b>	<b>0.00</b>
<b>Long Term Liabilities</b>			
Accrued Vacation Payable	355,673.00	355,673.00	0.00
2013 Limited Bonds	500,000.00	820,000.00	-320,000.00
<b>Total Long Term Liabilities</b>	<b>855,673.00</b>	<b>1,175,673.00</b>	<b>-320,000.00</b>
<b>Total Liabilities</b>	<b>1,092,427.60</b>	<b>1,412,427.60</b>	<b>-320,000.00</b>
<b>Equity</b>			
Investment in Fixed Assets	8,421,329.98	8,101,329.98	320,000.00
Fund Balance - Debt Serv. Fund	10,218.00	10,218.00	0.00
Fund Balance - Unassigned	4,406,259.70	4,406,259.70	0.00
Fund Balance - Assigned	7,950,162.39	5,506,164.81	2,443,997.58
Net Revenue	224,614.62	-33,002.94	257,617.56
<b>Total Equity</b>	<b>21,012,584.69</b>	<b>17,990,969.55</b>	<b>3,021,615.14</b>
<b>TOTAL LIABILITIES &amp; EQUITY</b>	<b>22,105,012.29</b>	<b>19,403,397.15</b>	<b>2,701,615.14</b>

## TCESD # 3 Certificate of Deposit Details

### RESERVE SAVINGS CD's

#		Bought	Mature
LDS5	\$245,000.00	7/29/22	8/29/23
YTL3	\$245,000.00	7/26/22	7/26/23
ATD5	\$245,000.00	12/21/21	12/21/22

\$735,000.00

**Yearly Return**

LDS5	JP Morgan Chase
YTL3	Pacific Western Bank
ATD5	Beal Bank Plano

**\$15,508**

### GENERAL SAVINGS CD's

#		Bought	Mature
JSR6	\$245,000.00	4/28/22	4/28/23
M5R0	\$245,000.00	4/27/22	4/27/23
GPU1	\$245,000.00	4/21/22	4/21/23
KQX8	\$245,000.00	7/27/22	7/27/23
CFA5	\$245,007.00	7/22/22	9/29/23

\$1,225,007.00

**Yearly Return**

JSR6	Apple Bank
M5R0	Goldman Sachs
GPU1	Ally Bank
KQX8	Barclays Bank
CFA5	CFG Community Bank

**\$25,602**

Total Debt Repayment Schedule															
Date	Firetrucks and Tower			Series 2003			Series 2005			Series 2013			TOTAL		
	Principal	Interest	Total	Principal	Interest	Total	Principal	Interest	Total	Principal	Interest	Total	Principal	Interest	Total
3/1/2013															
3/2/2013	75,858	15,124	90,983												
7/17/2013	24,672	15,244	39,917												
9/1/2013	165,000	3,011	168,011	65,000	4,100	69,100	50,000	38,975	88,975	280,000	46,086	326,086			474,058
3/1/2014					2,800	2,800		38,475	38,475		41,275	41,275			
7/17/2014	25,477	14,440	39,917							25,477	14,440	39,917			
3/2/2014	79,385	11,597	90,983							79,385	11,597	90,983			
9/1/2014				70,000	2,800	72,800	195,000	38,475	233,475		41,275	306,275			478,450
3/1/2015					1,400	1,400					36,525	37,925			
3/2/2015	83,077	7,905	90,983							83,077	7,905	90,983			
7/17/2015	26,307	13,610	39,917							26,307	13,610	39,917			
9/1/2015				70,000	1,400	71,400	200,000	36,525	236,525		37,925	307,925			476,750
3/1/2016											34,525	34,525			
3/2/2016	86,940	4,042	90,983							86,940	4,042	90,983			
6/1/2016	391,799	11,353	403,152							391,799	11,353	403,152			
9/1/2016				280,000						280,000			314,525		843,185
3/1/2017											31,725	31,725			
9/1/2017				280,000						280,000			311,725		343,450
3/1/2018											28,925	28,925			
9/1/2018				290,000						290,000			318,925		347,850
3/1/2019											26,025	26,025			
9/1/2019				300,000						300,000			326,025		352,050
3/1/2020											21,525	21,525			
9/1/2020				305,000						305,000			326,525		348,050
3/1/2021											16,950	16,950			
9/1/2021				310,000						310,000			326,950		343,900
3/1/2022											12,300	12,300			
9/1/2022				320,000						320,000			332,300		344,600
3/1/2023											7,500	7,500			
9/1/2023				335,000						335,000			342,500		350,000
3/1/2024											2,475	2,475			
9/1/2024				85,000						85,000			87,475		89,950
3/1/2025											1,200	1,200			
9/1/2025				80,000						80,000			81,200		82,400
TOTAL	793,515	93,315	886,835	\$ 165,000	\$ 6,023	\$ 171,023	\$ 205,000	\$ 16,600	\$ 221,600	\$ 3,030,000	\$ 565,235	\$ 3,595,235	\$ 4,193,515	\$ 681,173	\$ 4,874,693

Travis County ESD#3  
**Revenue & Expense Prev Year Comparison**

October 2022

	<b>Oct 22</b>	<b>Oct 21</b>	<b>\$ Change</b>
<b>Revenue and Expense</b>			
<b>Revenue</b>			
<b>407 INTEREST</b>	14,076.72	741.43	13,335.29
<b>410 PROPERTY TAX</b>	0.00	13,895.97	-13,895.97
<b>415 SALES TAX ALLOCATION</b>	483,616.90	421,981.96	61,634.94
<b>435 FACILITY RENTAL</b>	300.00	150.00	150.00
<b>470 FIRE ACADEMY FEES</b>	0.00	8,178.85	-8,178.85
<b>471 EMT SCHOOL FEES</b>	1,575.00	18,921.75	-17,346.75
<b>493 REIMBURSEMENTS</b>	424,858.08	0.00	424,858.08
<b>Total Revenue</b>	<b>924,426.70</b>	<b>463,869.96</b>	<b>460,556.74</b>
<b>Expense</b>			
<b>500 COST OF REVENUE ACQUISITION</b>	10,672.34	9,439.64	1,232.70
<b>600 EMERGENCY RESPONSE</b>	43,103.58	48,287.23	-5,183.65
<b>630 CONTINUED EDUCATION</b>	4,677.12	14,117.43	-9,440.31
<b>640 HUMAN RESOURCES</b>	569,093.49	367,838.21	201,255.28
<b>650 ADMINISTRATION</b>	10,818.82	57,190.39	-46,371.57
<b>670 PREVENTION/PUBLIC EDUCATION</b>	3,026.98	0.00	3,026.98
<b>685 MACKEY FIELD</b>	58,419.75	0.00	58,419.75
<b>Total Expense</b>	<b>699,812.08</b>	<b>496,872.90</b>	<b>202,939.18</b>
<b>Net Revenue</b>	<b>224,614.62</b>	<b>-33,002.94</b>	<b>257,617.56</b>

**Travis County ESD#3**

**Profit & Loss**

October 2022

	<u>Oct 22</u>
<b>Revenue and Expense</b>	
<b>Revenue</b>	
407 INTEREST	14,076.72
415 SALES TAX ALLOCATION	483,616.90
4351 BC Room Rental	300.00
<b>Total 435 FACILITY RENTAL</b>	<u>300.00</u>
4737 - EMT Academy 26	1,575.00
<b>Total 471 EMT SCHOOL FEES</b>	<u>1,575.00</u>
4934 TIFMAS	424,858.08
<b>Total 493 REIMBURSEMENTS</b>	<u>424,858.08</u>
<b>Total Revenue</b>	<u><u>924,426.70</u></u>
<b>Expense</b>	
502 Sales Tax Collection Costs	10,672.34
<b>Total 500 COST OF REVENUE ACQUISITION</b>	<u>10,672.34</u>
600 EMERGENCY RESPONSE	
602 Pagers	24.00
603 Dispatch & Communications	37,256.37
604 Fuel	2,654.83
606 Vehicle Maint & Repairs	366.27
608 Vehicle Supplies	567.00
609 Uniforms & Protective Gear	2,132.51
611 Supplies - EMS	102.60
<b>Total 600 EMERGENCY RESPONSE</b>	<u>43,103.58</u>
630 CONTINUED EDUCATION	
631 Training - EMS	163.96
632 Training - Fire & Rescue	2,832.00
633 Seminars & Conferences	1,494.56
634 Fire Academy	186.60
<b>Total 630 CONTINUED EDUCATION</b>	<u>4,677.12</u>
640 HUMAN RESOURCES	
641 Benefits & Payroll Tax	126,992.71
642 Payroll	439,733.61
644 Certifications	2,367.17
<b>Total 640 HUMAN RESOURCES</b>	<u><u>569,093.49</u></u>

Travis County ESD#3

Profit & Loss

October 2022

Oct 22

650 ADMINISTRATION

651 Building Maint.	887.47
652 Office Supplies	223.51
653 Station Supplies	758.56
655 Dues & Subscriptions	15.86
656 Information Technology	1,935.45
657 Postage & Handling	21.98
659 Professional Services	740.00
660 Public Notices/Articles	528.00
661 Telephone	50.08
662 Utilities	5,657.91

Total 650 ADMINISTRATION 10,818.82

670 PREVENTION/PUBLIC EDUCATION

672 Public Education	3,026.98
----------------------	----------

Total 670 PREVENTION/PUBLIC EDUCATION 3,026.98

685 MACKEY FIELD

6851 Mackey Facility Building	58,419.75
-------------------------------	-----------

Total 685 MACKEY FIELD 58,419.75

Total Expense 699,812.08

Net Revenue 224,614.62



**TAX ASSESSOR AND COLLECTOR OF TRAVIS COUNTY**

**BRUCE ELFANT**

**2433 Ridgepoint Drive • Austin, TX 78754 • 512 854 9473**

November 9, 2022

J. EDD NEW, PRESIDENT OF BOARD OF COMMISSIONERS

**ATTENTION: HERB HOLLOWAY JR.**

TRAVIS COUNTY ESD NO. 3

4111 BARTON CREEK BLVD.

AUSTIN, TX 78735

Dear J. EDD NEW, PRESIDENT OF BOARD OF COMMISSIONERS:

Pursuant to Sec. 26.09 of the Property Tax Code, I am submitting for your approval the 2022 tax levy for your jurisdiction. This levy is your adopted tax rate times the taxable value of all property in your jurisdiction, as certified by the Travis Central Appraisal District. The appraisal roll with the amount of tax entered and approved by the governing body of your unit constitutes your tax roll. Since the adopted rate and taxable value are certified numbers and essentially are fixed, the governing body's approval is assumed unless we hear differently from you.

Also shown is the certified total number of taxable parcels, which is the basis for our collection fees. As noted in prior correspondence, fees are \$2.08 per parcel. Unless other arrangements have been made, we will begin withholding the parcel fee from disbursements to jurisdictions as soon as collections begin for the 2022 tax year and will continue to withhold disbursements until the fee is paid in full. After that, disbursements will be made to the jurisdictions as usual.

**2022 Tax Levy: \$2,227,447.21**

**2022 Number of Parcels: 5,681**

**2022 Collection Fees: \$11,816.48**

All data is as of November 9, 2022. If you have any questions, please do not hesitate to contact Veronica Ruiz 512-854-7969 or Christina Cerda at 512-854-3858.

Sincerely yours,

A handwritten signature in black ink that reads "Bruce Elfant". The signature is written in a cursive style.

Bruce Elfant  
Tax Assessor-Collector

BE/vr/cc

**Checks over \$2,000 for the period of October 21st to November 22, 2022**

<u>Date</u>	<u>Num</u>	<u>Name</u>	<u>Memo</u>	<u>Amount</u>
10/24/2022	17877	Coldwater Construction	50% down on Fire Academy covered rest area	\$17,241.87
10/24/2022	17880	Coldwater Construction	Balance on Fire Academy covered rest area	\$17,241.88
<b>10/26/2022</b>	<b>draft</b>	<b>Wells Fargo Money Market</b>	<b>Transfer to Tex-Pool</b>	<b>\$3,000,000.00</b>
10/27/2022	draft	COSTCO Credit Card	Numerous Charges	\$4,155.90
10/28/2022	draft	Texas Commission on Fire	Firefighter license renewals	\$2,160.00
10/28/2022	draft	Paychex	Employee 457 Contribution	\$15,562.61
10/28/2022	draft	Paychex	Employer 401 Matching	\$17,976.52
10/28/2022	draft	Paychex	Net Payroll	\$87,698.91
10/28/2022	draft	Paychex	Employment Taxes	\$32,713.13
11/16/2022	draft	Paychex	Employee 457 Contribution	\$19,385.13
11/16/2022	draft	Paychex	Employer 401 Matching	\$22,671.08
11/16/2022	draft	Paychex	Net Payroll	\$109,374.29
11/16/2022	draft	Paychex	Employment Taxes	\$43,467.12
11/22/2022	17885	Texas Association of Counties	Health Insurance	\$43,270.18
11/22/2022	17895	City of Austin Fleet Services	Fuel	\$3,018.77
11/22/2022	17897	Delta Industrial Services	Boots, ladders, pants and clips	\$2,262.59
11/22/2022	17898	Dogget Freightliner	Quint 302 and Engine 301 - Replace fuel injectors	\$16,087.39
11/22/2022	17902	Impact Fire Services	Replace fire extinguisher's	\$2,715.00
11/22/2022	17905	Lances Fire Truck Repair	Maint on apparatus	\$3,374.20
11/22/2022	17918	The Hartford	Accident Insurance	\$4,202.31



**Oak Hill Fire Department**  
**Travis County Emergency Services District #3**

**Station 301**  
**Circle Drive**  
**9211 Circle Drive**  
**Austin, Texas 78736**  
**512-288-5576**  
**Fax 512-288-5903**



**Station 302**  
**Barton Creek**  
**4111 Barton Creek**  
**Austin, Texas 78735**  
**Admin 512-288-5534**  
**Fax 512-288-5844**

---

**November 2022 Sales Tax Summary**

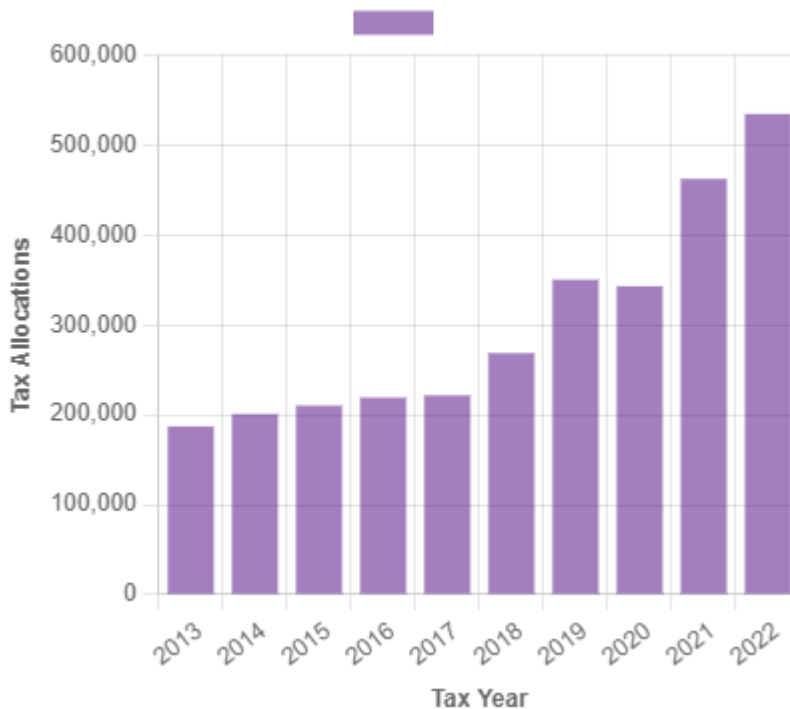
The November allocation reflects sales made during the month of September.

Our November sales tax allocation was \$534,450. This was up 15.6% (\$72,085) compared to November 2021 and up 14.8% (+\$129,723) for the fiscal year to date.

Our top 10 large companies accounted for 57.7% (+\$98,710), our top 30 large companies accounted for 70.3% (+\$84,196), and our top 100 large companies accounted for 85.8% (+\$98,663) of our total fiscal year collections.

The strong performance in the lodging/food services and retail trade industry segments continued with each accounting for slightly over ¼ of our monthly distribution.

**November - Sales Tax Allocations by Year**



*Chart Source: Municipal Advisory Council of Texas (mactexas.com)*

**SALES TAX SNAPSHOT**

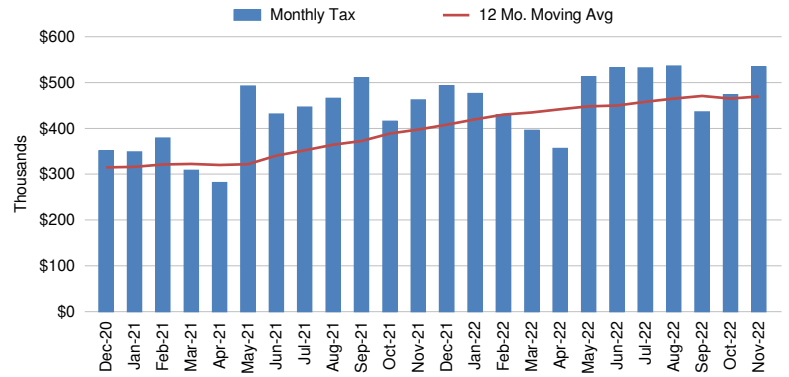
**Travis Co Esd 3**

**Nov-22**

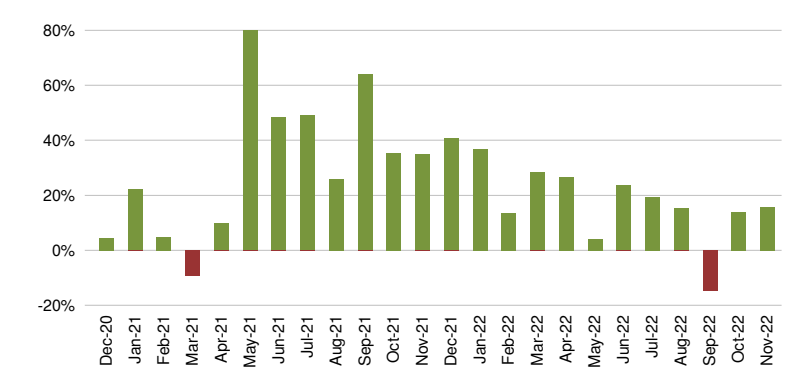
**Sales Tax Net Payments**

FY Mo.	FY2022	FY2023	YoY % Change
Oct	\$ 415,501	\$ 473,139	13.9%
Nov	\$ 462,365	\$ 534,450	15.6%
Dec	\$ 493,015		
Jan	\$ 475,924		
Feb	\$ 429,775		
Mar	\$ 395,443		
Apr	\$ 356,380		
May	\$ 512,476		
Jun	\$ 532,652		
Jul	\$ 532,030		
Aug	\$ 535,990		
Sep	\$ 435,732		
FYTD	\$ 877,866	\$ 1,007,590	14.8%
FY Total	\$ 5,577,284		

**Sales Tax Net Payments Trend**



**Sales Tax Net Payments Change - YoY**



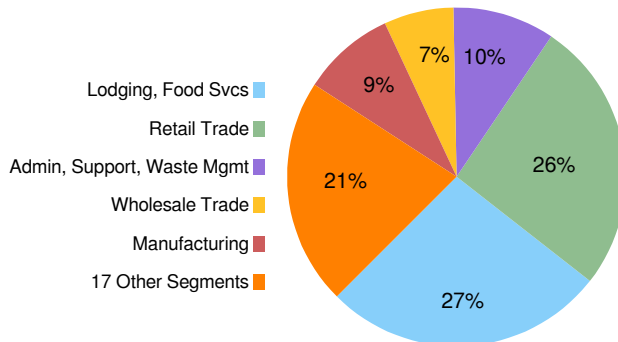
**Top 10 Taxpayers**

Rank	Company	FYTD Collections	% Total
1	OMNI BARTON CREEK, INC.		
2	MCCOY CORPORATION		
3	AMAZON.COM SERVICES INC (MARKETPLACE)		
4	AUSTIN READY-MIX, LLC		
5	AMAZON FULFILLMENT SERVICES INC		
6	FP LEGACY LANDSCAPING LLC		
7	BAREFOOT MOSQUITO AND PEST CONTROL INC		
8	TOP CHOICE LAWN CARE, LLC		
9	SKY MARKETING CORPORATION		
10	APPLE INC.		
Top 10 Companies		\$ 593,953	57.7%
4191 Other Large Companies		\$ 417,564	40.5%
Small Companies/Other		\$ 12,897	1.3%
Single Local Tax Rate (SLT)		\$ 5,821	0.6%
Total		\$ 1,030,234	100.0%

**Industry Segment Collections Trend - YoY % Chg**

SEGMENT	Jun	Jul	Aug	Sep	Oct	Nov
Lodging, Food Svcs	41.7%	24.1%	37.0%	-47.3%	18.0%	28.9%
Retail Trade	23.1%	24.7%	3.8%	12.9%	12.0%	6.3%
Admin, Support, Waste Mgmt	46.2%	41.8%	39.0%	-1.5%	11.4%	11.7%
Manufacturing	-5.9%	28.6%	-21.9%	-20.8%	-1.7%	3.1%
Wholesale Trade	-14.8%	-26.5%	-11.9%	34.1%	61.5%	3.5%
All Others	16.8%	5.3%	9.3%	14.8%	11.0%	20.2%
Total Collections	24.0%	19.1%	15.0%	-15.2%	14.6%	15.6%

**Sales Tax Collections by Industry Segment**

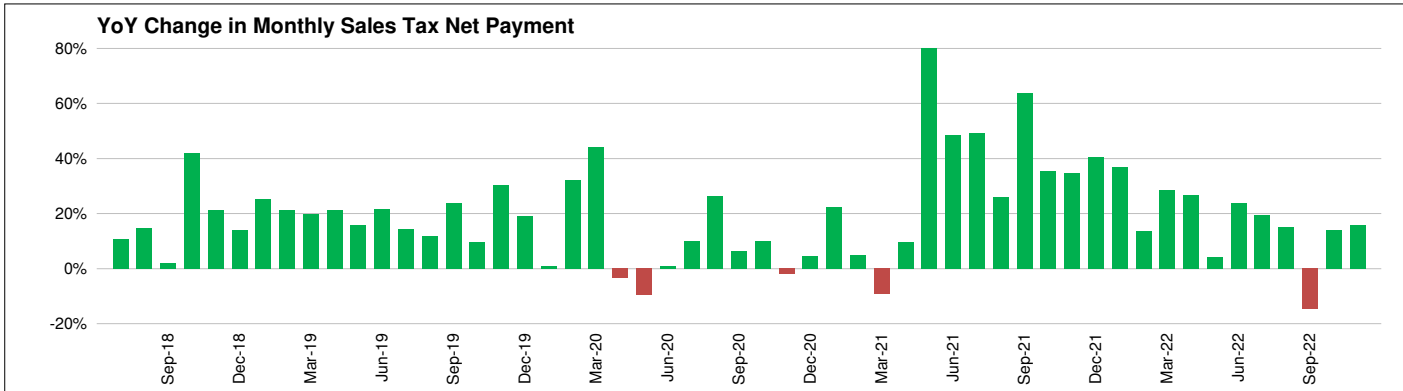
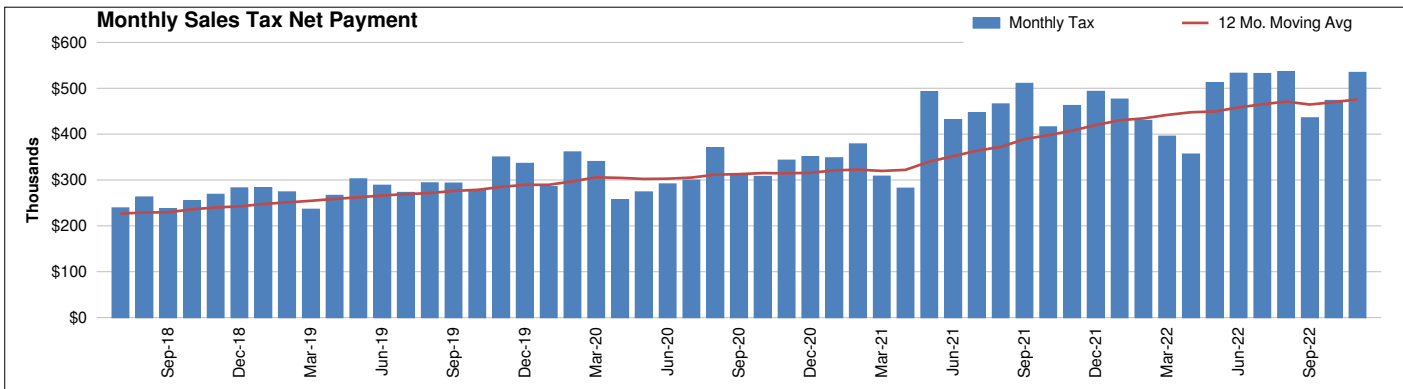
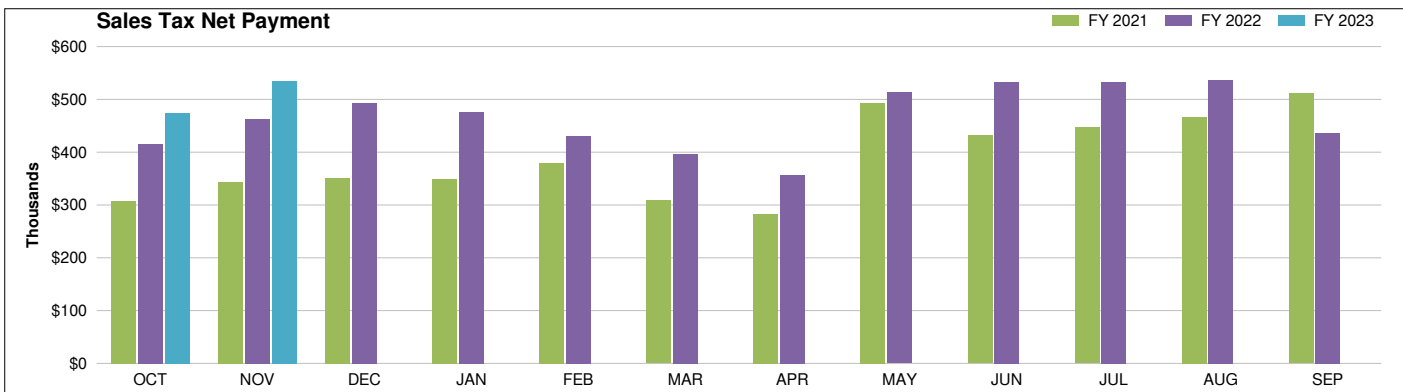


# Travis Co Esd 3 - Sales Tax Net Payment Trend

	FISCAL YEAR				
	2019	2020	2021	2022	2023
Oct	\$ 254,653	\$ 279,300	\$ 307,394	\$ 415,501	\$ 473,139
Nov	\$ 268,666	\$ 350,192	\$ 343,019	\$ 462,365	\$ 534,450
Dec	\$ 282,643	\$ 336,160	\$ 350,770	\$ 493,015	
Jan	\$ 283,418	\$ 285,523	\$ 348,364	\$ 475,924	
Feb	\$ 273,685	\$ 361,184	\$ 378,720	\$ 429,775	
Mar	\$ 236,128	\$ 340,129	\$ 308,329	\$ 395,443	
Apr	\$ 266,086	\$ 256,978	\$ 281,826	\$ 356,380	
May	\$ 302,117	\$ 273,688	\$ 492,495	\$ 512,476	
Jun	\$ 288,481	\$ 291,021	\$ 431,322	\$ 532,652	
Jul	\$ 272,600	\$ 299,648	\$ 446,388	\$ 532,030	
Aug	\$ 293,513	\$ 370,269	\$ 465,749	\$ 535,990	
Sep	\$ 292,962	\$ 311,596	\$ 510,564	\$ 435,732	
<b>YEAR</b>	<b>\$ 3,314,952</b>	<b>\$ 3,755,688</b>	<b>\$ 4,664,941</b>	<b>\$ 5,577,284</b>	<b>\$ 1,007,590</b>

**YoY Change**                                  **13.3%**                                  **24.2%**                                  **19.6%**                                  **na**

Change: FY '23/'22			
Month	Year-to-Date		YTD %
	\$	%	
	\$ 57,638	13.9%	\$ 57,638
	\$ 72,085	15.6%	\$ 129,723



**Travis Co Esd 3**  
**SALES TAX PAYMENT DETAIL**

Nov-22

Fiscal Year: Oct-Sep

COLLECTIONS	Nov-21	Nov-22	Chg. \$ Chg. %	Prior FYTD	Current FYTD	Chg. \$ Chg. %
<b>Current Period</b>	<b>447,079</b>	<b>533,380</b>	<b>86,301</b> 19.3%	<b>859,405</b>	<b>1,003,809</b>	<b>144,404</b> 16.8%
Prior Period	14,033	3,182	(10,851) -77.3%	19,126	5,326	(13,799) -72.2%
Future Period	1,957	3,731	1,774 90.6%	1,957	9,277	7,320 374.0%
Audit	5,007	217	(4,790) -95.7%	5,034	384	(4,650) -92.4%
Unidentified	241	287	46 19.0%	428	588	161 37.5%
Single Local Tax Rate	4,501	5,821	1,320 29.3%	8,850	10,849	1,999 22.6%
<b>TOTAL</b>	<b>472,818</b>	<b>546,617</b>	<b>73,799</b> 15.6%	<b>894,800</b>	<b>1,030,234</b>	<b>135,434</b> 15.1%
Service Fee	(9,456)	(10,932)	(1,476) 15.6%	(17,896)	(20,605)	(2,709) 15.1%
Current Retained	(9,267)	(10,714)	(1,446) 15.6%	(17,538)	(20,193)	(2,655) 15.1%
Prior Retained	8,271	9,479	1,208 14.6%	18,500	18,153	(348) -1.9%
<b>NET PAYMENT</b>	<b>462,365</b>	<b>534,450</b>	<b>72,085</b> 15.6%	<b>877,866</b>	<b>1,007,590</b>	<b>129,723</b> 14.8%

**Travis Co Esd 3**  
**TOP 30 COMPANIES RANK and CHANGE SUMMARY**  
**Nov-22**

Fiscal Year: Oct-Sep

Rank*	Company	NAICS Key	Prior	Current	Change \$	Change %	Current Fiscal YTD % Total Collections
			Fiscal YTD Sales Tax Collections	Fiscal YTD Sales Tax Collections			
1	OMNI BARTON CREEK, INC.	22					
2	MCCOY CORPORATION	9					
3	AMAZON.COM SERVICES INC (MARKETPLACE)	9					
4	AUSTIN READY-MIX, LLC	5					
5	AMAZON FULFILLMENT SERVICES INC	8					
6	FP LEGACY LANDSCAPING LLC	25					
7	BAREFOOT MOSQUITO AND PEST CONTROL INC	18					
8	TOP CHOICE LAWN CARE, LLC	18					
9	SKY MARKETING CORPORATION	8					
10	APPLE INC.	5					
<b>TOP 10 LARGE** COMPANIES</b>			<b>495,243</b>	<b>593,953</b>	<b>98,710</b>	<b>19.9%</b>	<b>57.7%</b>
11	J MAASS INC	4					
12	A. M. PETROLEUM, INC.	9					
13	CENTEX MATERIALS LLC	5					
14	GROVE LANDSCAPES LLC	18					
15	CITY ELECTRIC SUPPLY COMPANY	17					
16	ASAP STONE AND LANDSCAPE SUPPLY LLC.	9					
17	COPPER ROCK NURSERY, LLC	9					
18	YARDDOC LLC	18					
19	NEW CINGULAR WIRELESS PCS, LLC	12					
20	WASTEWATER OPERATIONS LLC	4					
21	MOM'S CONVENIENCE STORE INC.	9					
22	BLUE CHEM, INC.	18					
23	CITY OF AUSTIN	24					
24	EBAY INC.	25					
25	GAS PUMPERS, LTD.	22					
26	PRASLA ENTERPRISE, A TEXAS FOR PROFIT CORPORA	9					
27	LANDWEST DESIGN GROUP, LTD.	18					
28	PEDERNALES ELECTRIC COOPERATIVE, INC.	3					
29	AUSTIN EAGLE MANAGEMENT SERVICES, LTD.	16					
30	TEN THOUSAND POTS LIMITED LIABILITY COMPANY	9					
<b>TOP 30 LARGE COMPANIES</b>			<b>639,765</b>	<b>723,961</b>	<b>84,196</b>	<b>13.2%</b>	<b>70.3%</b>
<b>TOP 100 LARGE COMPANIES</b>			<b>785,448</b>	<b>884,111</b>	<b>98,663</b>	<b>12.6%</b>	<b>85.8%</b>
<b>4,100 OTHER LARGE COMPANIES</b>			<b>94,688</b>	<b>127,406</b>	<b>32,718</b>	<b>34.6%</b>	<b>12.4%</b>
<b>SMALL COMPANIES &amp; OTHER</b>			<b>10,315</b>	<b>12,897</b>	<b>2,581</b>	<b>25.0%</b>	<b>1.3%</b>
<b>SINGLE LOCAL TAX RATE COLLECTIONS (SLT)</b>			<b>4,349</b>	<b>5,821</b>	<b>1,471</b>	<b>33.8%</b>	<b>0.6%</b>
<b>TOTAL COLLECTIONS</b>			<b>894,800</b>	<b>1,030,234</b>	<b>135,434</b>	<b>15.1%</b>	<b>100.0%</b>
<b>STATE COMPROLLER FEES</b>			<b>16,934</b>	<b>22,645</b>	<b>5,711</b>	<b>33.7%</b>	<b>2.2%</b>
<b>NET PAYMENTS</b>			<b>877,866</b>	<b>1,007,590</b>	<b>129,723</b>	<b>14.8%</b>	<b>97.8%</b>

\* Ranked by Total of Last Fiscal Year + Current Fiscal YTD

\*\* Businesses whose detailed sales tax data is available

**Travis Co Esd 3**  
**INDUSTRY SEGMENT RANK & CHANGE**

Nov-22

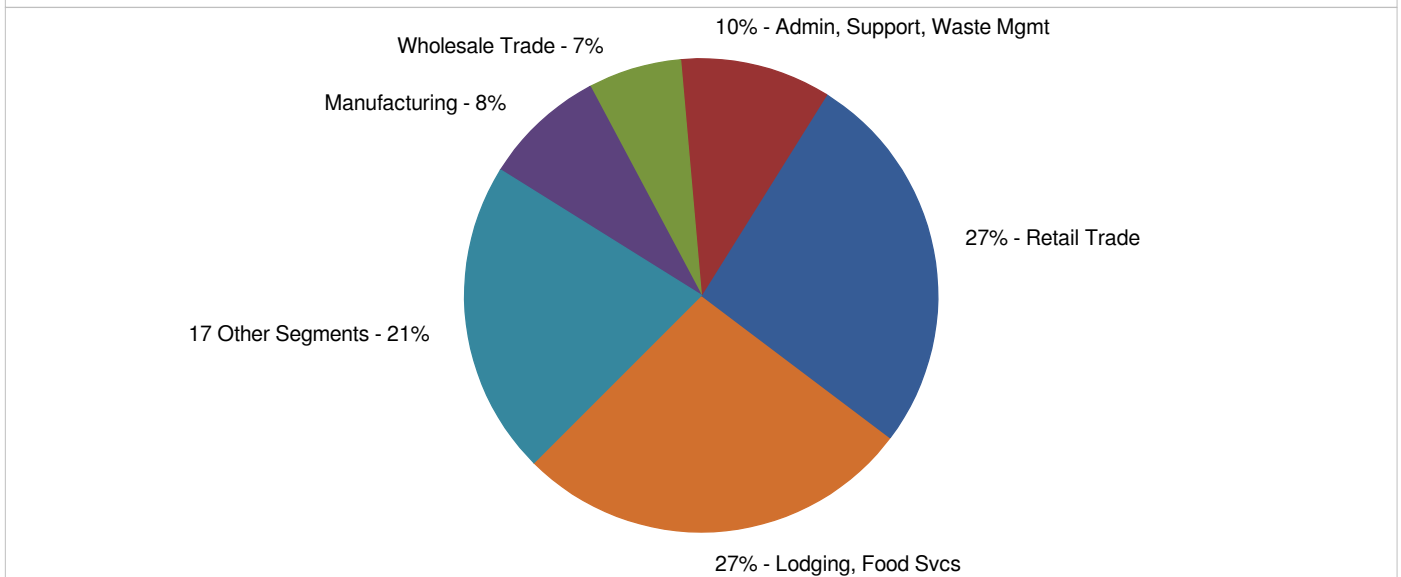
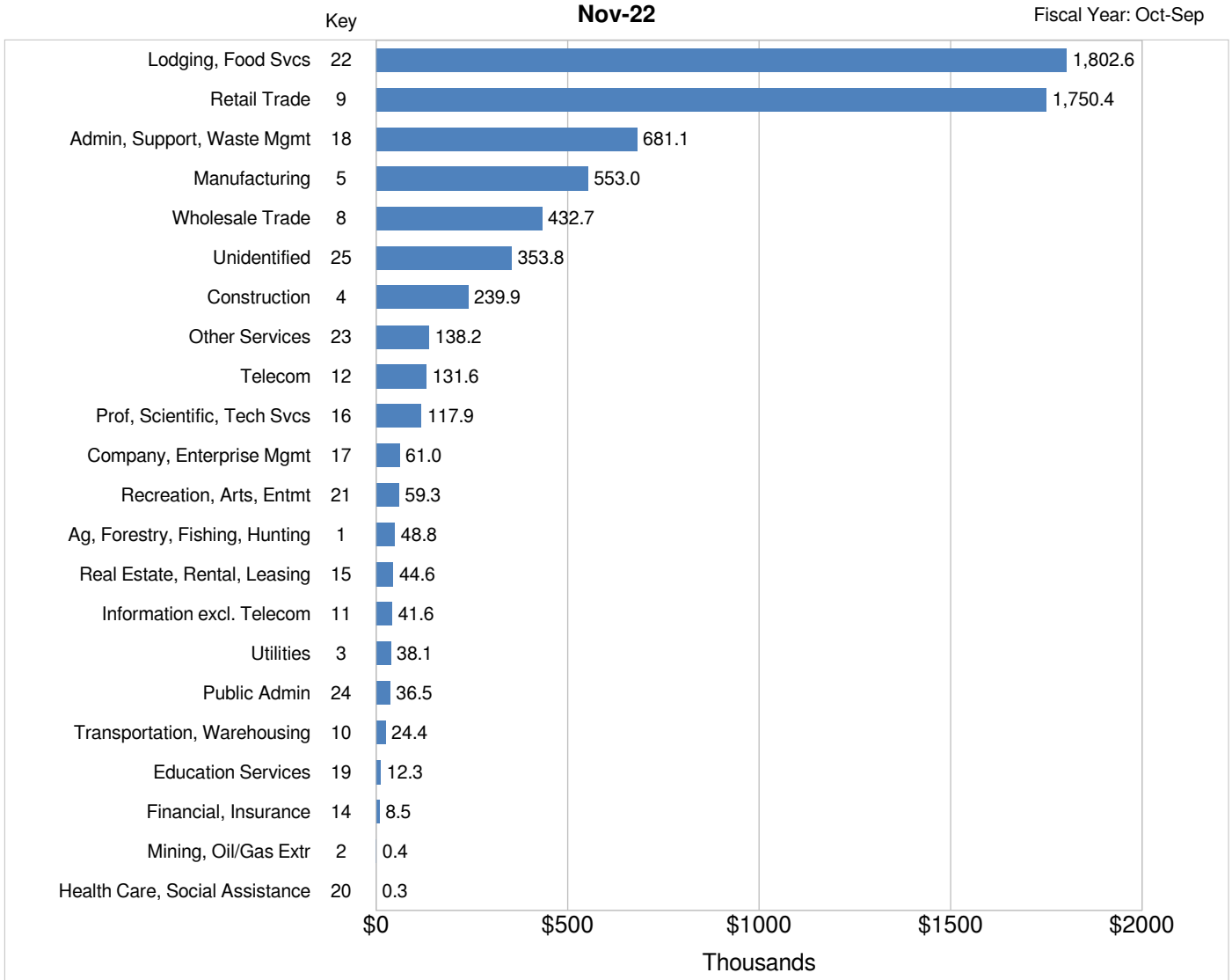
Fiscal Year: Oct-Sep

INDUSTRY SEGMENT*	% Total Current YTD Collections	Prior Fiscal YTD Sales Tax Collections	Current Fiscal YTD Sales Tax Collections	Change	
				\$	%
Lodging, Food Svcs	28.6%	233,864	289,772	55,908	23.9%
Retail Trade	23.8%	220,968	241,001	20,033	9.1%
Admin, Support, Waste Mgmt	10.5%	95,410	106,445	11,035	11.6%
Manufacturing	8.4%	84,468	85,055	587	0.7%
Wholesale Trade	6.2%	50,057	63,022	12,965	25.9%
<b>Top 5</b>	<b>77.6%</b>	<b>684,767</b>	<b>785,295</b>	<b>100,528</b>	<b>14.7%</b>
Unidentified	5.1%	46,543	51,451	4,908	10.5%
Construction	4.2%	34,202	42,159	7,957	23.3%
Other Services	2.4%	20,084	24,332	4,248	21.1%
Telecom	2.0%	18,855	20,141	1,287	6.8%
Prof, Scientific, Tech Svcs	1.1%	25,652	11,033	(14,619)	-57.0%
Information excl. Telecom	1.0%	7,077	9,874	2,797	39.5%
Company, Enterprise Mgmt	0.8%	6,023	7,806	1,783	29.6%
Recreation, Arts, Entmt	1.1%	8,953	11,480	2,528	28.2%
Ag, Forestry, Fishing, Hunting	0.6%	4,848	6,201	1,354	27.9%
Real Estate, Rental, Leasing	1.6%	2,587	16,014	13,427	519.1%
Utilities	1.0%	6,921	9,718	2,797	40.4%
Public Admin	0.6%	5,324	5,728	404	7.6%
Transportation, Warehousing	0.7%	5,663	7,373	1,710	30.2%
Education Services	0.2%	1,326	1,975	649	48.9%
Financial, Insurance	0.1%	1,101	896	(205)	-18.6%
Mining, Oil/Gas Extr	0.0%	179	1	(178)	-99.2%
Health Care, Social Assistance	0.0%	32	40	9	27.2%
<b>All Other</b>	<b>22.4%</b>	<b>195,368</b>	<b>226,222</b>	<b>30,854</b>	<b>15.8%</b>
<b>TOTAL COLLECTIONS</b>	<b>100.0%</b>	<b>880,136</b>	<b>1,011,517</b>	<b>131,381</b>	<b>14.9%</b>

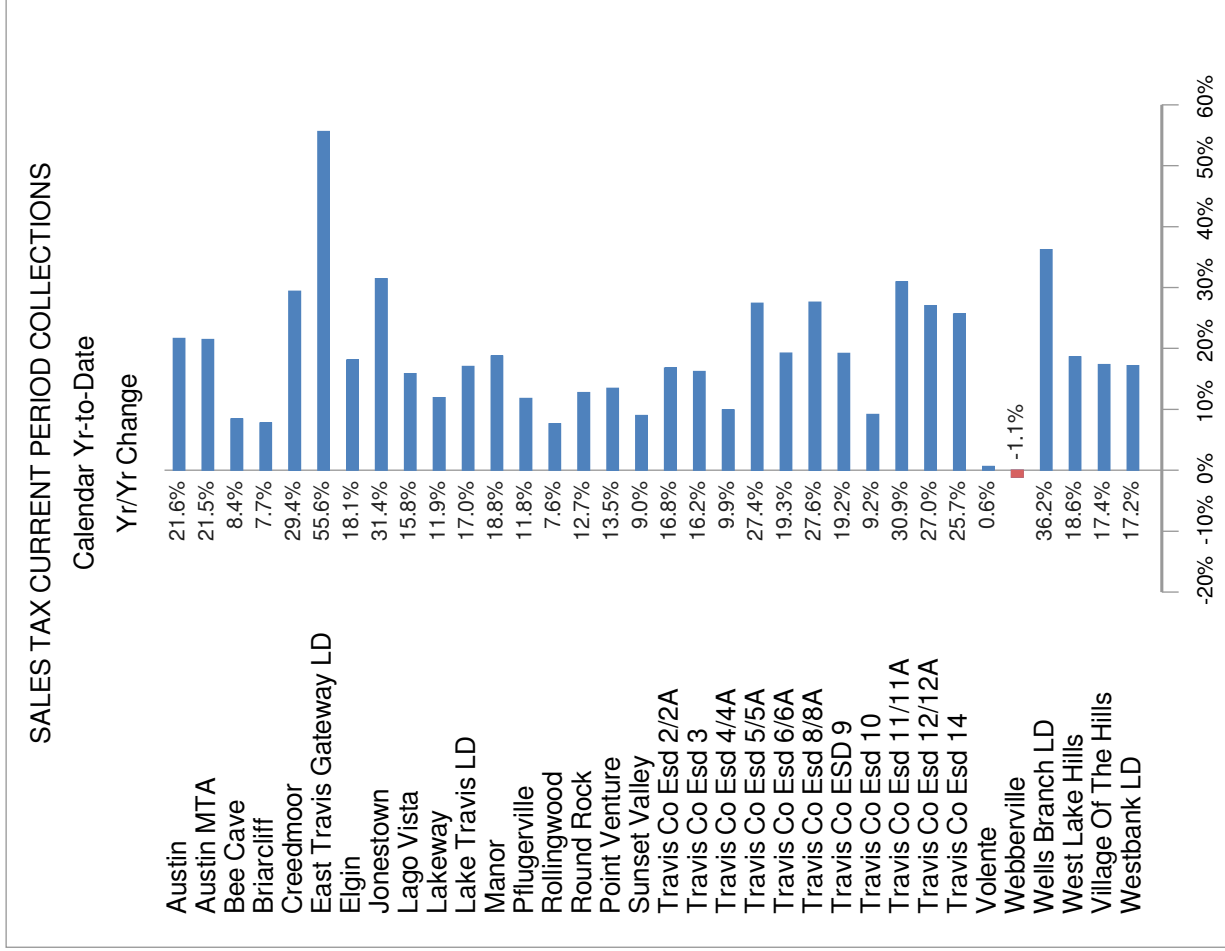
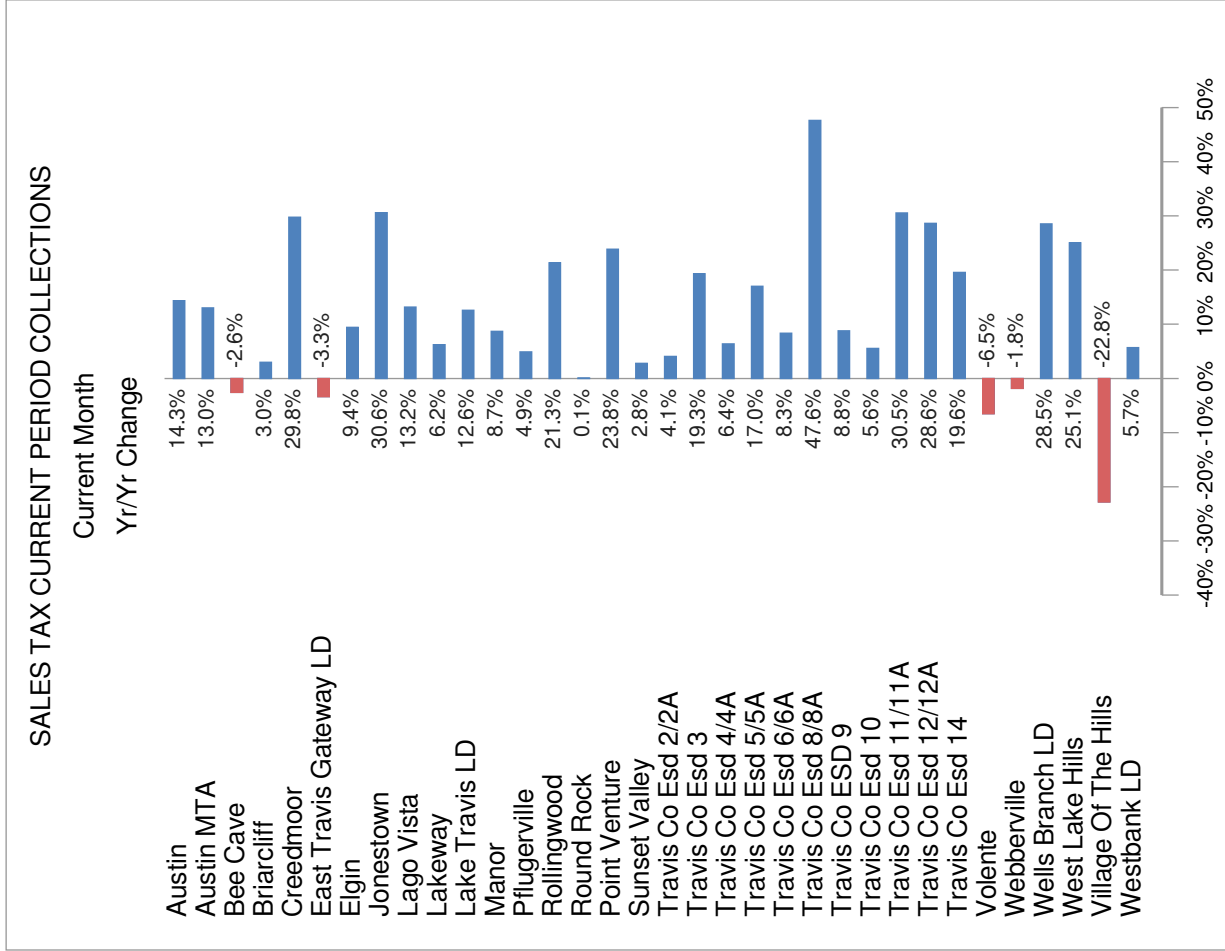
INDUSTRY SEGMENT	% Change from same month Prior Year					
	Jun	Jul	Aug	Sep	Oct	Nov
Lodging, Food Svcs	41.7%	24.1%	37.0%	-47.3%	18.0%	28.9%
Retail Trade	23.1%	24.7%	3.8%	12.9%	12.0%	6.3%
Admin, Support, Waste Mgmt	46.2%	41.8%	39.0%	-1.5%	11.4%	11.7%
Manufacturing	-5.9%	28.6%	-21.9%	-20.8%	-1.7%	3.1%
Wholesale Trade	-14.8%	-26.5%	-11.9%	34.1%	61.5%	3.5%
All Others	16.8%	5.3%	9.3%	14.8%	11.0%	20.2%
<b>TOTAL COLLECTIONS</b>	<b>22.3%</b>	<b>17.7%</b>	<b>13.3%</b>	<b>-15.0%</b>	<b>14.2%</b>	<b>15.6%</b>

\* Ranked by Current + Prior YTD Collections

**INDUSTRY SEGMENT SALES TAX RANK & DISTRIBUTION**  
(Prior Fiscal Year + Current Fiscal Year-to-Date)



# SALES TAX TREND TRAVIS COUNTY Nov-22





**NAICS KEY**

<b>Code</b>	<b>Industry Segment</b>
1	Ag, Forestry, Fishing, Hunting
2	Mining, Oil/Gas Extr
3	Utilities
4	Construction
5	Manufacturing
6	Included in Key No. 5
7	Included in Key No. 5
8	Wholesale Trade
9	Retail Trade
10	Transportation, Warehousing
11	Information excl. Telecom
12	Telecom
13	Included in Key No. 11
14	Financial, Insurance
15	Real Estate, Rental, Leasing
16	Prof, Scientific, Tech Svcs
17	Company, Enterprise Mgmt
18	Admin, Support, Waste Mgmt
19	Education Services
20	Health Care, Social Assistance
21	Recreation, Arts, Entmt
22	Lodging, Food Svcs
23	Other Services
24	Public Admin
25	Unidentified

**Oak Hill Fire Department**  
**Travis County Emergency Services District #3**

**Station 301**  
**Circle Drive**  
**9211 Circle Drive**  
**Austin, Texas 78736**  
**512-288-5576**  
**Fax 512-288-5903**



**Station 302**  
**Barton Creek**  
**4111 Barton Creek**  
**Austin, Texas 78735**  
**Admin 512-288-5534**  
**Fax 512-288-5844**

**October 2022 Chief's Report**

**Significant Events**

*None (one small grass fire and one vehicle fire, both handled by automatic aid responses)*

**Aid Responses**

	October		2022	
	Received	Given To	Received	Given To
Austin	23	23	184	252
Travis County ESD #1	0	0	0	1
Pflugerville – TCESD #2	0	0	0	1
Manchaca – TCESD #5	0	0	0	0
Lake Travis FR – TCESD #6	3	1	28	23
Pedernales – TCESD #8	0	2	1	12
Westlake – TCESD #9	6	1	54	26
CE-Bar – TCESD #10	1	0	5	9
Manor – TCESD #12	0	0	0	2
North Hays County	1	0	1	7
Burnet County	0	0	0	1
<b>Total</b>	<b>34</b>	<b>27</b>	<b>273</b>	<b>334</b>

**Operations & Training**

	October	2022
Unscheduled OT hours	460	6,325
Sick and Vacation hours taken	951	8,800
Part Time hours	0	315
Injuries	0	7
Injuries lost time hours	0	884
Physical Activity	171	1,005
Volunteer Hours Contributed	8	567
Training: Contact Classes Delivered	63	6,106
Training: Contact Hours Delivered	112	15,764
Staff Turnover	1	1

**Special Projects Status**

- We have finally made phone contact with three potential firms to conduct the Highway 290 corridor land use and future population research project. We received one response from the original four firms requested and will continue working to ascertain interest with at least one of these remaining three before conducting a meeting with each of them to discuss the envisioned particulars of the project.

- The engineer we engaged for the easement review for the West Travis County Public Utility Agency (WTCPUA) for a pump station is working on the review. After discussing with our attorney, the easement is not intended to be for physical access, only for an earthen berm to divert water flow around their equipment (but still to be flowed onto their property). We will update again once the review has concluded.
- Our hiring process has concluded with six people on our list, two of which were offered employment immediately to bring us up to full staffing with the newly authorized positions. We anticipate these two new hires starting in December.
- Our fleet mechanic situation is changing. The mechanics we have utilized for several years as a private entity have been hired into those same positions by ESD 6 with the understanding that we and several other surrounding departments would likely continue utilizing them for our fleet maintenance and repair needs. We anticipate more prompt service, timely billing, and generally higher availability for our truck maintenance and repair needs under this arrangement. We anticipate seeing billing come directly from ESD6 in the future.

Our average response time this month was 6:39 for all emergency incidents.

Our 90<sup>th</sup> percentile response time this month was 9:48 for all emergency incidents.

Our 50<sup>th</sup> percentile (median) response time this month was 6:13 for all emergency incidents.

